

# Homeless Needs Survey

Edit 

## Project Engagement

VIEWS

**23**

PARTICIPANTS

**29**

RESPONSES

**528**

COMMENTS

**6**

What challenges or problems caused you to lose your housing? Choose all that apply.

<b>55%</b>	Eviction/foreclosure	16 ✓
<b>31%</b>	Medical/mental illness	9 ✓
<b>24%</b>	Lost job	7 ✓
<b>24%</b>	Other	7 ✓
<b>14%</b>	Divorce/separated from family	4 ✓
<b>10%</b>	Kicked out	3 ✓
<b>10%</b>	Domestic violence	3 ✓
<b>3%</b>	Disaster	1 ✓

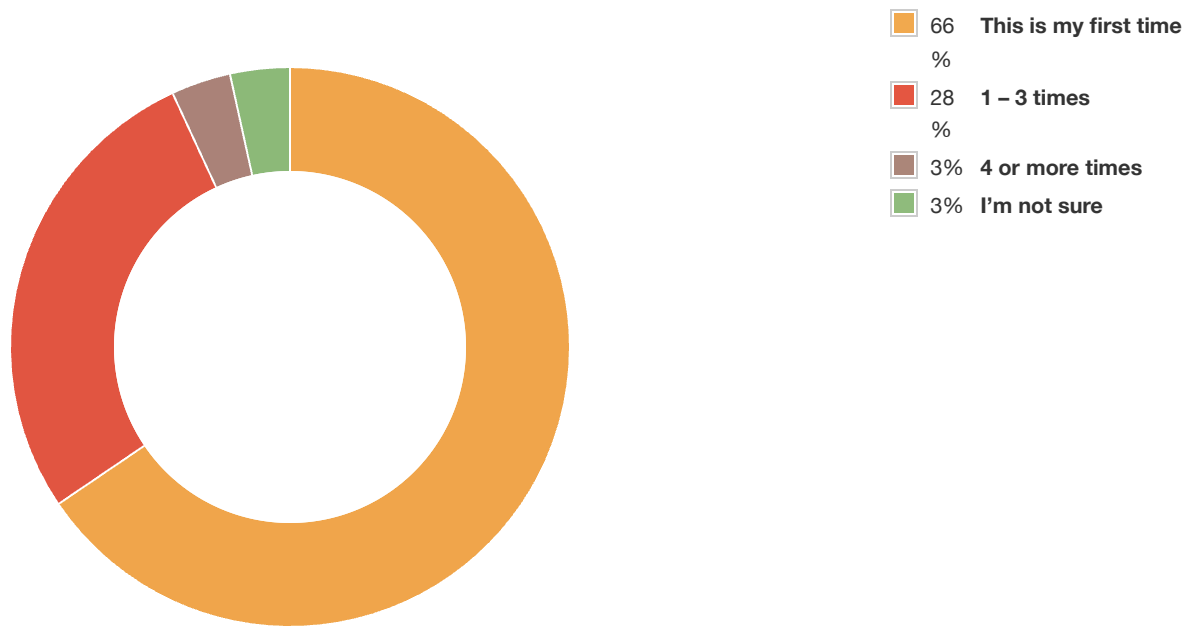
29 Respondents

### How long have you been homeless?

46%	7 months – 2 years	13 ✓
43%	Less than 6 months	12 ✓
11%	More than 5 years	3 ✓
0%	3 – 5 years	0 ✓
0%	I'm not sure	0 ✓

28 Respondents

### How many times have you experienced homelessness in the past three years?



29 respondents

Thinking about your current situation and the last time you were housed, what are the top **three** housing-related challenges or problems you experienced/observed in your family, community or work?

86%	Cost of housing/rent	24 ✓
54%	Availability of housing options	15 ✓
39%	Homelessness	11 ✓
29%	Neighborhood safety	8 ✓
14%	Repair/maintenance	4 ✓
11%	Housing discrimination	3 ✓
7%	Other	2 ✓
4%	Flooding	1 ✓
4%	Unkempt homes and properties	1 ✓

28 Respondents

What types of assistance do you feel would be most impactful to help you get out of homelessness?  
Choose all that apply.

68%	Rent payment assistance	19 ✓
64%	Security deposit assistance	18 ✓
54%	More housing options	15 ✓
32%	Utility assistance	9 ✓
32%	Employment assistance	9 ✓
14%	Mortgage assistance	4 ✓
11%	I'm not sure	3 ✓
11%	Other	3 ✓

28 Respondents

What types of housing assistance have you received from the City of Virginia Beach Department of Housing & Neighborhood Preservation? Please choose all that apply.

76%	I have not received housing assistance from the department	19 ✓
16%	Homeless services	4 ✓
12%	Housing Choice Voucher/Section 8 assistance	3 ✓
8%	I'm not sure	2 ✓
4%	Security deposit assistance	1 ✓
4%	Rental inspection	1 ✓
4%	Optional relocation	1 ✓
0%	Home repair assistance	0 ✓
0%	Utility deposit assistance	0 ✓
0%	Other	0 ✓

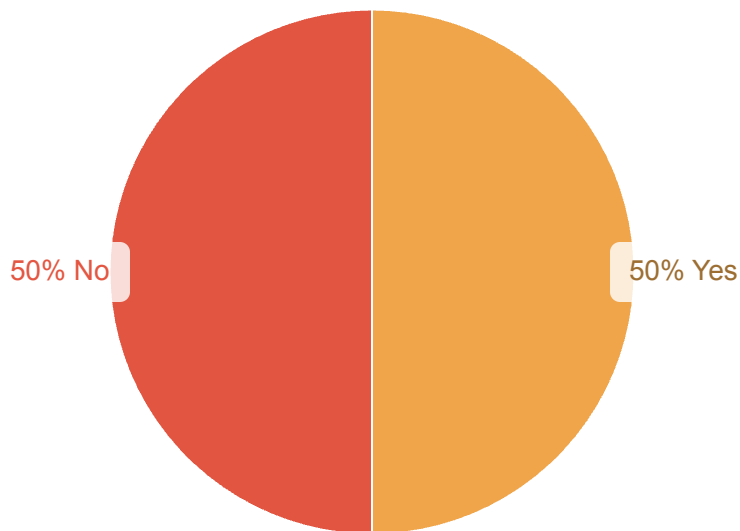
25 Respondents

### What types of other community services are you using/receiving?

52%	I'm not using/receiving other community services	13 ✓
36%	Food pantry/meal services	9 ✓
36%	Medical care	9 ✓
20%	Mental health services	5 ✓
8%	Employment readiness	2 ✓
8%	Substance abuse services	2 ✓
0%	Other	0 ✓

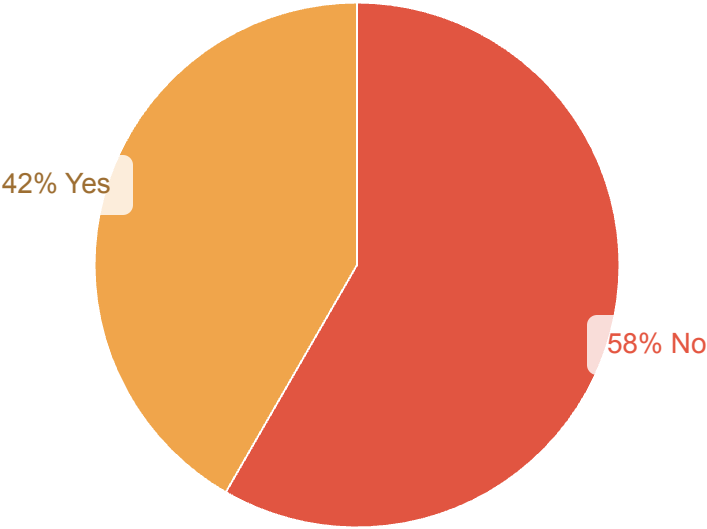
25 Respondents

### Have you ever called the Regional Housing Crisis Hotline (757-227-5932)?



26 respondents

Are you currently receiving services at the Virginia Beach Housing Resource Center?



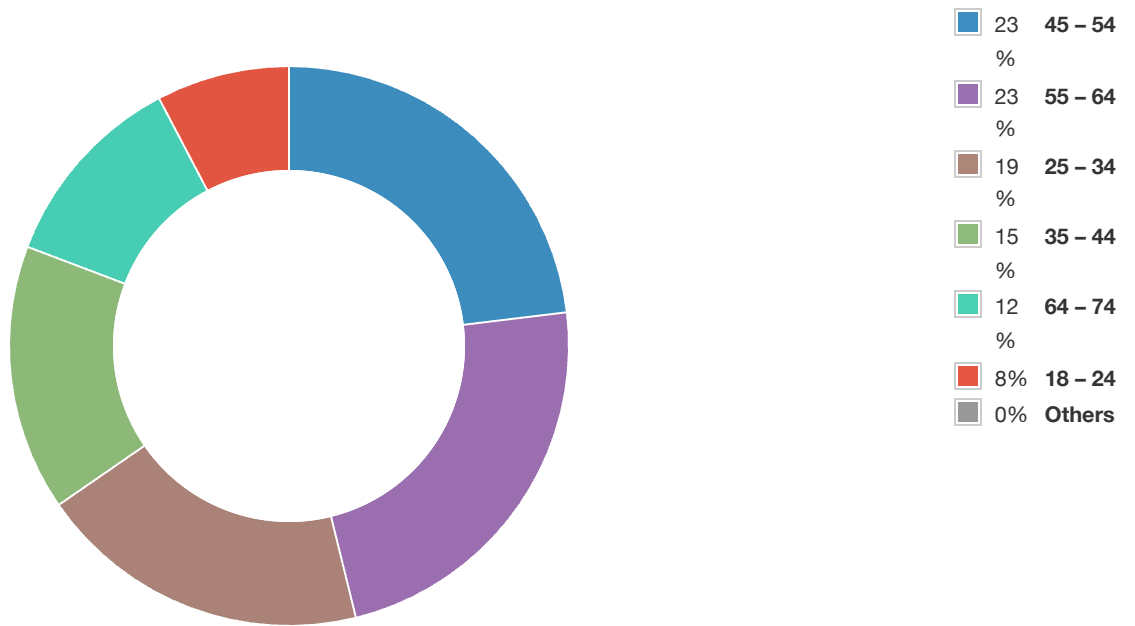
24 respondents

## What do you feel are the three most important things that make a neighborhood great?

81%	Affordability	21 ✓
62%	Safety	16 ✓
38%	Proximity to public transportation	10 ✓
27%	Community participation	7 ✓
23%	Diversity	6 ✓
15%	Close to schools	4 ✓
12%	Attractiveness	3 ✓
12%	Sidewalks and bike paths	3 ✓
12%	Other	3 ✓
8%	Parks	2 ✓

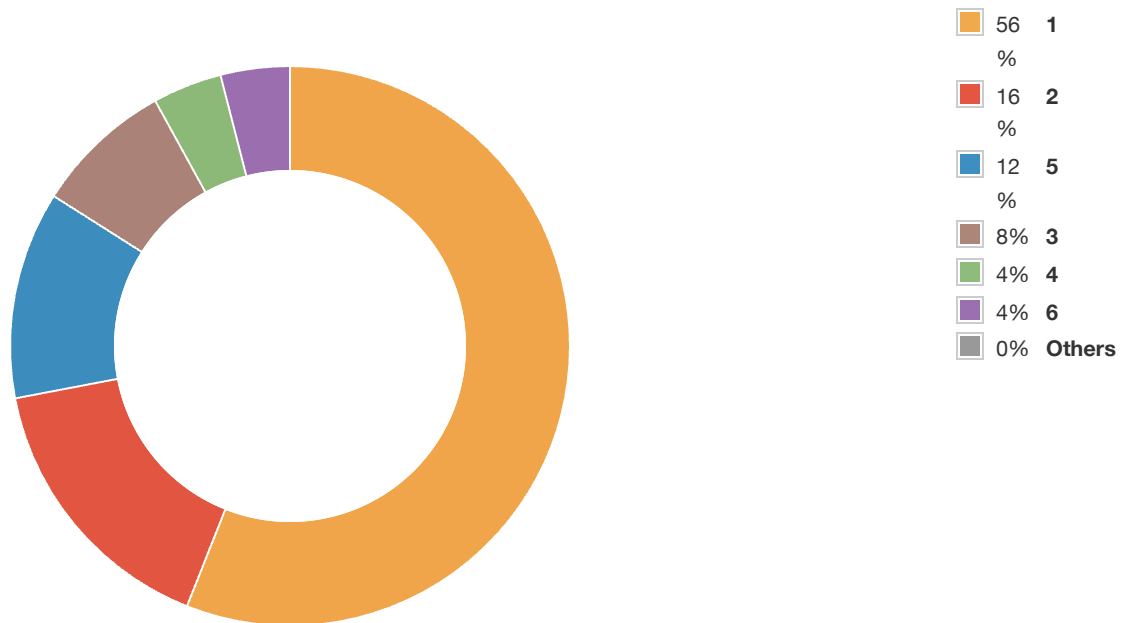
26 Respondents

### What is your age?



26 respondents

### How many people are in your family?



25 respondents

Loading more report objects...